# Mini-LED Display Module

**Features:**

- High Brightness Level from 1,000 to 5,000 nits
- Display Size Available from 5" to 65"
- High Contrast Ratio: 100,000:1
- Lower Power Consumption: Reduced by 30% to 50%
- Sunlight Readable

**Part number:** EB156M576X3419L18A
**Product description:** 15.6” Mini-LED FALD Display Module
Local dimming zone: 576 zones
Brightness: 1800 nits
LCD: AHVA
Resolution: 1920*1080px, normally black
Viewing Angle: 85/85/85/85 (Typ.), CR≥10
Color depth: 16.7 M
Interface: LVDS
Operating temperature: -30°C ~ 80°C
Storage temperature: -30°C ~ 80°C

**Product profile**



**Perspective view**

| Top View | Bottom View |
| --- | --- |
|  |  |


The copyright belongs to EB-LCM. Any unauthorized use is prohibited.



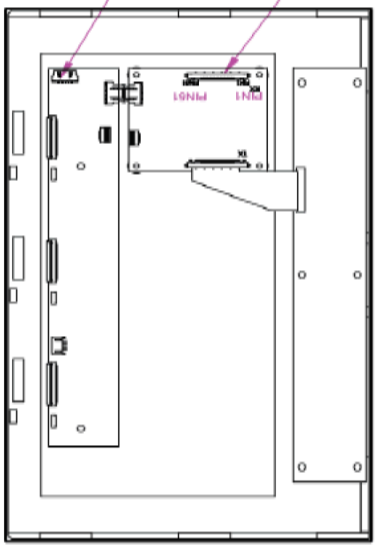


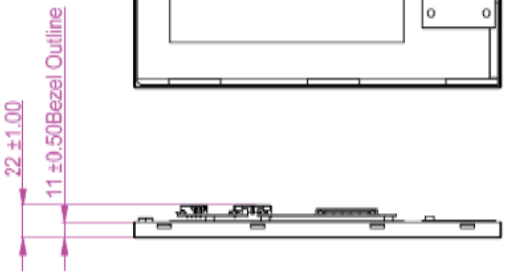


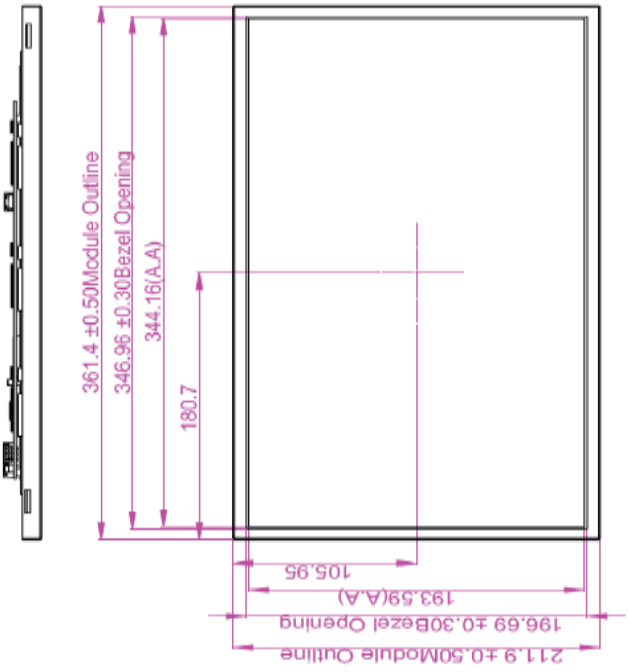


| PIN | Symbol | Description | Note | PIN | Symbol | Description | Note |
|---|---|---|---|---|---|---|---|
| 1 | N.C. | No Connection | | 28 | N.C. | No Connection | |
| 2 | SCL | I2C Clock | | 27 | N.C. | No Connection | |
| 3 | WP | Write Protection | | 26 | CH2_0- | LVDS Channel 2, Signal 0- | |
| 4 | SDA | I2C Data | | 29 | CH2_0+ | LVDS Channel 2, Signal 0+ | |
| 5 | N.C. | No Connection | | 30 | CH2_1- | LVDS Channel 2, Signal 1- | |
| 6 | N.C. | No Connection | | 31 | CH2_1+ | LVDS Channel 2, Signal 1+ | |
| 7 | LVDS_SEL | LVDS data format selection | | 32 | CH2_2- | LVDS Channel 2, Signal 2- | |
| 8 | N.C. | No Connection | | 33 | CH2_2+ | LVDS Channel 2, Signal 2+ | |
| 9 | N.C. | No Connection | | 34 | GND | Ground | |
| 10 | N.C. | No Connection | | 35 | CH2_CLK- | LVDS Channel 2, Clock - | |
| 11 | GND | Ground | | 36 | CH2_CLK+ | LVDS Channel 2, Clock + | |
| 12 | CH1_0- | LVDS Channel 1, Signal 0- | | 37 | GND | Ground | |
| 13 | CH1_0+ | LVDS Channel 1, Signal 0+ | | 38 | CH2_3- | LVDS Channel 2, Signal 3- | |
| 14 | CH1_1- | LVDS Chanel 1, Signal 1- | | 39 | CH2_3+ | LVDS Channel 2, Signal 3+ | |
| 15 | CH1_1+ | LVDS Chanel 1, Signal 1+ | | 40 | N.C. | No Connection | |
| 16 | CH1_2- | LVDS Channel 1, Signal 2- | | 41 | N.C. | No Connection | |
| 17 | CH1_2+ | LVDS Channel 1, Signal 2+ | | 42 | GND | Ground | |
| 18 | GND | Ground | | 43 | GND | Ground | |
| 19 | CH1_CLK- | LVDS Channel 1, Clock - | | 44 | GND | Ground | |
| 20 | CH1_CLK+ | LVDS Channel 1, Clock + | | 45 | GND | Ground | |
| 21 | GND | Ground | | 46 | GND | Ground | |
| 22 | CH1_3- | LVDS Channel 1, Signal 3- | | 47 | N.C. | No Connection | |
| 23 | CH1_3+ | LVDS Channel 1, Signal 3+ | | 48 | VDD | Power Supply Input Voltage | 1 |
| 24 | N.C. | No Connection | | 49 | VDD | Power Supply Input Voltage | 1 |
| 25 | N.C. | No Connection | | 50 | VDD | Power Supply Input Voltage | 1 |
| | | | | 51 | VDD | Power Supply Input Voltage | 1 |

Note1: Please power supply according to the screen voltage


The copyright belongs to EB-LCM. Any unauthorized use is prohibited.